

S-PCM-1350 SMART LINE

**EXPROOF AND FLUSH PRESSURE
TRANSMITTER**



S-PCM-1350 Flush Pressure Transmitter

(For food industry applications)

Features

- SS316L isolation diaphragm structure
- High accuracy, all stainless steel structure
- Strong anti-interference and good stability
- Adjustable output signal under zero or span pressure
- With diversified forms and structures, and easy for installation
- Multiple aseptic process connections, available for process temperature up to 150°C
- Surface roughness of flush diaphragm Ra < 0.38µm
- A variety of electrical connectors

Applications

- Oil and gas, compressed air, steam, liquid, paste, and powder media
- Vacuum pressure detection, such as vacuum transfer pump monitoring
- Food and beverage industry, pharmaceutical industry
- Biotechnology, healthcare industry

Notes:

- 1 Do not touch the diaphragm with hard objects, which may cause damage to the diaphragm.
- 2 Please read the Instruction Manual of the product carefully before installation and check the relevant information of the product.
- 3 Strictly follow the wiring method for wiring; Otherwise, it may cause product damage or other potential faults.
- 4 Misuse of the product may cause danger or personal injury.



Product overview

The S-PCM-1350 flush pressure transmitter is applicable to food, beverage, pharmaceutical, and biological engineering industries. The fully metal flush isolation diaphragm is directly welded to the process connection to ensure a precision bond. Therefore, the product does not require a sealing gasket and ensures that there is no measurement dead zone.

The SS316L diaphragm separates the measuring medium and the pressure sensor. The process pressure from the diaphragm to the piezoresistive sensor is transferred statically through the filling fluid with a hygienic license.

Notes:

- 1 Do not misuse documentation.
- 2 The information presented in this product sheet is for reference only. Do not use this document as a product installation guide.
- 3 Complete installation, operation, and maintenance information is provided in the instructions of the product.
- 4 Misuse of the product may cause danger or personal injury.

Performance parameters	
Pressure range	-100kPa...0~35kPa...2.5MPa
Pressure reference	Gauge pressure, Absolute pressure, Sealed gauge pressure
Accuracy	0.5%FS
Hysteresis	0.1%FS
Repeatability	0.1%FS
Temperature drift	35kPa: $\pm 3\%$ FS (0°C~60°C) Other ranges: $\pm 1.5\%$ FS (-10°C~70°C)
Response time	≤ 1 ms (Up to 90%FS)
Overload pressure	(Refer to "Pressure range selection" on Page 4)
Durability	$\geq 10^6$ pressure cycles
Ambient temp.	-20°C~85°C
Medium temp.	-30°C~125°C
Storage temp.	-40°C~125°C
EMC	Immunity: IEC 61000-6-2, Radiation: IEC 61000-6-3
Insulation resistance	≥ 100 M Ω /250VDC
Vibration performance	Sine curve: 20g, 25Hz~2kHz; IEC 60068-2-6 Random: 7.5grms, 5Hz~1kHz; IEC 60068-2-64
Protection grade	IP67 (No connectors are included.)
Surge	IEC 61000-4-5 3 level
Voltage resistance	Current output: 500V/AC 1min Voltage output: 250V/AC 1min
Static electricity	IEC 61000-4-2 4 level
Medium compatibility	All media compatible with 316L
Ex-proof	Intrinsic safety explosion-proof Exia II CT6 (Only for 4~20mA output)
Net weight	300~350g

Output signal and power supply			
Code	B1	B7	Customizable
Output signal	4~20mA	0~10V	
Power supply	12~30VDC	12~30VDC	

Electrical connection & wiring mode



Connector code	J5: DIN43650	J3H: DIN43650 with cable outlet	J4: M12×1
Dimension In mm			
Protection grade	IP65	IP65	IP65
Connection mode (2-wire current)	Pin 1: Supply+ (red wire) Pin 2: Current output (green wire)	Red wire: Supply+ Green wire: Current output	Pin 1: Supply+ (red wire) Pin 2: Current output (green wire)
Connection mode (3-wire voltage)	Pin 1: Supply+ (red wire) Pin 2: Common ground (green wire) Pin 3: Voltage output (yellow wire)	Red wire: Supply+ Green wire: Common ground Yellow wire: Voltage output	Pin 1: Supply+ (red wire) Pin 2: Common ground (green wire) Pin 3: Voltage output (yellow wire)

Cooling fins

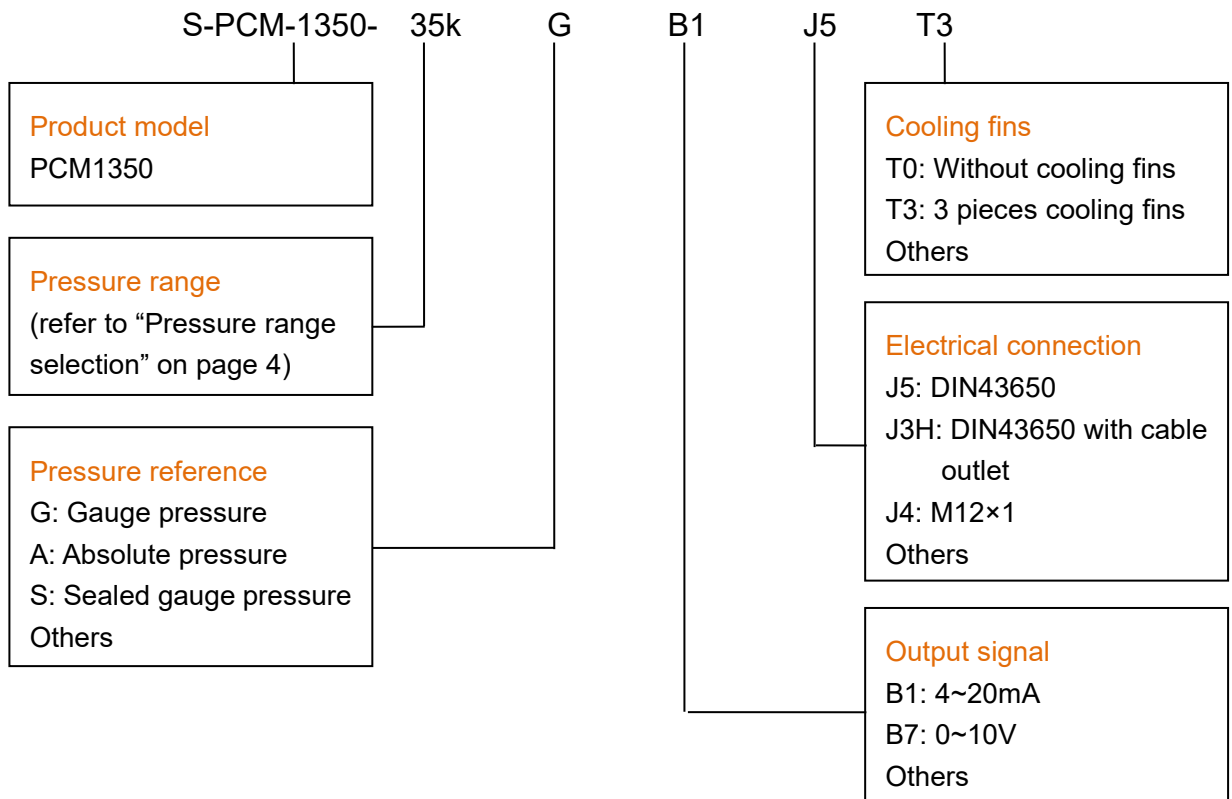
Code	T0: No cooling fins	T3: 3 pieces cooling fins
Dimension In mm		
Selection of cooling fins	Medium temperature ≤100°C	100°C < Medium temperature ≤150°C

Pressure range selection					
Pressure range code	Pressure reference	Pressure range	Overpressure	Burst pressure	Note
35k	G	0~35kPa	300%FS	600%FS	
70k	G	0~70kPa	300%FS	600%FS	
100k	G, A	0~100kPa	200%FS	500%FS	
250k	G	0~250kPa	200%FS	500%FS	
600k	G	0~600kPa	200%FS	500%FS	
1M	G	0~1MPa	200%FS	500%FS	
1.6M	G, S	0~1.6MPa	200%FS	500%FS	
2.5M	G, S	0~2.5MPa	200%FS	500%FS	

Note: G, gauge pressure, A, absolute pressure, S, sealed gauge pressure.

Accessories			
Name	Appearance	Description	Material No.
LCD12 display gauge		<ol style="list-style-type: none"> LCD display Green backlight 	100040100008
BS-6 digital display gauge		<ol style="list-style-type: none"> LED display Red backlight 	100040101000

How to order



Example: PCM1350-35kGB1J5T3

Product model PCM1350, pressure range 0~35kPa. G: gauge pressure. B1: output signal 4~20mA, thread: 2-inch clamp, J5: electrical connection DIN43650. T3: 3 pieces cooling fins

